



**IMPACT** TECHNICAL INFORMATION  
MADE IN ITALY

**RECTIFIED  
PORCELAIN TILE**



24"x 48"



2"x 2" ON 12"x 12" MOSAIC MESH

COORDINATING PORCELAIN PAVERS IN ASH & MOON COLORS AVAILABLE IN 18"x 36"x¾"

BREAKING STRENGTH	WATER ABSORPTION	FROST RESISTANCE	PEI	MOHS	DCOF	POOL AREA USE	COLOR VARIATION
≥ 337 LBS	≤ 0.1%	RESISTANT	N/A	6	> 0.42	YES	V2


SIZE	PIECES/BOX	SQFT/BOX	LBS/BOX	BOXES/PALLET	SQFT/PALLET	LBS/PALLET
<b>24x48</b>	<b>2</b>	<b>15.50</b>	<b>66.03</b>	<b>35</b>	<b>542.50</b>	<b>2,311.1</b>
<b>2x2</b> <small>ON 12x12 MESH MOSAIC</small>	<b>10</b>	<b>9.70</b>	<b>32.01</b>	<b>36</b>	<b>349.20</b>	<b>1,152.4</b>



IMPACT Ash & Moon 24"x 48"

The **IMPACT Collection** is a quintessential embodiment of **slate stone**, expressing the dynamic graphics in each piece. Its **versatile elegance** is well suited for **modern** and **traditional living spaces**. Available in **tile**, **mosaic tile** and **paver** format. Impervious porcelain is resistant to stains, scratches, chemicals, extreme temperatures and UV exposure.

GRAPHIC DEVELOPMENT - 24 High Definition Digital Images



Ash 24"x 48"

Clay 24"x 48"

Graphite 24"x 48"

Moon 24"x 48"



IMPACT Graphite 2"x 2" Mosaic Pattern & 24"x 48"

